

Maintenance & Reliability Performance Reporting



Key Benefits

- > Site-wide Consistent and Accurate Reports and Measures
- > Improve Process Efficiency and Milestone Discipline
- > Improve Reliability, and Backlog Management
- > Improve Focus, and Accountability in the Resolution of Issues
- > Minimize Costs for Resources, Schedules, Parts, Backlog, etc.

Asset-intensive facilities are faced with a number of common challenges. There is increasing pressure to be cost-effective without degrading safety or reliability. A good Enterprise Asset Management system is essential, but the learning curve for custom report generation is a steep one. For many, supplemental data exists in a myriad of homegrown tools, which make data export and integration a necessity. This represents a significant ongoing investment in EAMS training and tools customization

Improve Maintenance Effectiveness and System Health

CASSI™ Work Management Reporting Software supports the continuous improvement of Preparation, Execution, Backlog, and Reliability-centered activities for value-based maintenance organizations. Our software is designed to allow Work Week Leaders, Planners, Schedulers, Operations and Maintenance staff to drive accountability for the work assigned, and to consistently and accurately track progress against corporate and site-based performance goals. CASSI™ reduces the level of effort needed to generate and distribute maintenance performance reports and provides deep business insight into where opportunities exist to streamline the maintenance process, and improve the health of the plant.

Key Metrics: Maintenance and Backlog Decision Support


- > Critical Scope Survival and Stability
- > Permits, Clearances, and Walkdowns
- > Long Lead Parts Availability
- > Availability and Downtime Stats
- > Total PM:CM, Costs, and Hours
- > Backlog Analysis and ERI Scorecard
- > Schedule Adherence and Completion
- > Resource Loading, and Stability
- > Emergent Work & Carryover
- > Equipment consolidation

Key Features


- > Out-of-the-box Dashboards, Trends and Details
- > Augments all common EAMS and Scheduling Systems
- > Fully Automated Report Generation and Delivery
- > Performance Trends, History, and Auditing
- > Self-serve User Configuration

Support and Maintenance

CASSI™ customers enjoy highly responsive support services and product enhancements driven by key industry objectives. Alithya provides a variety of licensing, hosting, and support options to suit your business needs.



Equipment Details
Facility: B Unit; System: W08JL4; Equipment: MV7



Equipment Description

FACILITY	UNIT	SYSTEM CODE	EQUIPMENT NUMBER	EQ COMPONENT TAG	EQUIPMENT NAME	LOCATION	EQUIPMENT TYPE	CRITICALITY	LAST SERVICE DATE
B	2	W08JL4	MV7	5-32710-MV7	BORON ADD. MV-P	274 RB NAA AT TR3	VLP/PIE	1	20130412

Equipment Components

COMPONENT NUMBER	COMPONENT TYPE	EQ COMPONENT TAG	EQUIPMENT NAME	LOCATION
NS1	SWIN	5-32710-MV7-NS1	SWITCH POSITION FOR LIQUID POISON BORON INJECTION VALVE MV7	RB EL 274-0' COL CID-4 ADJ 32710-TK3
NS2	SWIN	5-32710-MV7-NS2	SWITCH POSITION FOR LIQUID POISON BORON INJECTION VALVE MV7	RB EL 274-0' COL CID-4 ADJ 32710-TK3
PB1	SWPB	5-32710-MV7-PB1	SWITCH PUSH BUTTON - LIQUID POISON BORON INJECTION VALVE MV7	RB B EL 274-0' M CR ON PANEL 65100-PL03
PRV1	VLV/FR	5-32710-MV7-PRV1	VALVE PRESSURE REGULATING BORON ADDITION VALVE CONTROL	RB EL 274-0' RW201 C-4 BTH 014-2
SV1	VLV/SOL	5-32710-MV7-SV1	BORON ADDITION VALVE CONTROL	RB EL 274-0' RW201 C-4

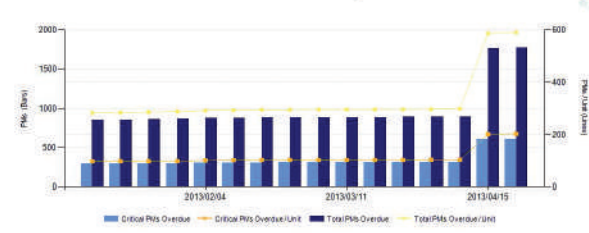
Maintenance History

WORK ORDER NUMBER	WORK ORDER TYPE	PRIORITY	STATUS	DESCRIPTION	CREATION DATE	COMPLETED DATE
112301108	CM	4	CLOSED	VENT VALVE END CAP OF F-43341-P3-PT1 T-HEADS STRIPPED	2013-03-13	2013-04-12
112301113	PM	3	ON SCHEDULE	PERFORM LEAK CHECK ON P B REPLACED PARTS	2013-04-01	-

Maintenance Planning

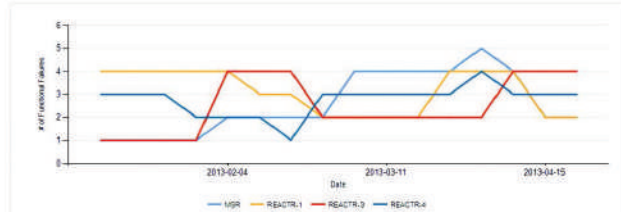
WORK ORDER NUMBER	WORK ORDER TYPE	PRIORITY	STATUS	DESCRIPTION	CREATION DATE	COMPLETED DATE
112301109	CM	2	OPEN	INVESTIGATE AND REPAIR	2013-03-01	-
112301100	CM	2	OPEN	INVESTIGATE AND REPAIR	2013-03-01	-

Timely Completion of PMs Trend
Week Week: 20130402 Facility: A



	2013/01/07	2013/01/14	2013/01/21	2013/01/28	2013/02/04	2013/02/11	2013/02/18	2013/02/25	2013/03/04	2013/03/11	2013/03/18	2013/03/25	2013/04/01	2013/04/08	2013/04/15	2013/04/22
Critical PMs Overage / Unit	50	50	50	50	50	50	50	50	50	50	50	50	50	50	50	50
Facility Target	40	40	40	40	40	40	40	40	40	40	40	40	40	40	40	40
Critical PMs Overage	254	257	257	267	264	267	269	270	270	270	270	270	270	270	270	270
Unit 1	153	156	156	166	170	172	172	172	172	172	172	172	173	173	173	173
Unit 2	62	62	62	62	62	62	62	62	62	62	62	62	62	62	62	62
Unit 3	68	68	68	68	72	72	74	75	75	75	75	75	75	75	75	75
Total PMs Overage / Unit	254	257	257	267	264	267	269	270	270	270	270	270	270	270	270	270
Facility Target	50	50	50	50	50	50	50	50	50	50	50	50	50	50	50	50
Corporate Target	70	70	70	70	70	70	70	70	70	70	70	70	70	70	70	70
Total PMs Overage	951	952	950	966	928	982	989	999	999	999	999	999	999	999	1000	1000
Unit 1	632	611	611	614	622	626	626	626	626	626	627	627	628	631	630	634

System Trend
Functional Failures Suspected Date: 20130402 Facility: A UNIT 1



UNIT	SYSTEM	2013-01-07	2013-01-14	2013-01-21	2013-01-28	2013-02-04	2013-02-11	2013-02-18	2013-02-25	2013-03-04	2013-03-11	2013-03-18	2013-03-25	2013-04-01	2013-04-08	2013-04-15	2013-04-22
I	BELCS	2	2	2	3	3	2	4	2	2	2	2	2	2	2	3	1
	BLOGS4	2	2	2	2	1	2	2	2	2	2	2	2	2	2	2	3
	BLOGS5	2	2	2	0	0	0	2	2	2	2	2	2	2	2	2	1
	CLP	2	2	2	1	1	4	4	2	2	2	2	2	2	2	2	1
	CMPTSE	2	2	2	1	1	4	0	2	2	2	2	2	2	2	2	4
	EWEL	2	2	2	3	4	3	3	2	2	2	2	2	2	2	2	4
	SENHSE	2	2	2	0	1	1	1	2	2	2	2	2	2	2	2	2
	MSR	1	1	1	1	2	2	2	2	4	4	4	4	4	4	4	3
	REACTR.3	4	4	4	4	4	3	3	2	2	2	2	2	2	2	2	2
	REACTR.5	1	1	1	1	4	4	4	4	2	2	2	2	2	2	2	4
REACTR.4	3	3	3	2	2	2	1	3	3	3	3	3	3	4	3	3	

Contact Us

AS A NORTH AMERICAN LEADER IN STRATEGY AND DIGITAL TECHNOLOGY, Alithya designs and builds innovative and efficient digital solutions for business challenges. Our clients cover a large spectrum of sectors including Banking, Investment and Insurance, Energy, Manufacturing, Retail and Distribution, Telecommunications, Transportation, Professional services, Healthcare and Government. Our 2,000 professionals in Canada, the US, and Europe combine pragmatic understanding and creative thinking to structure and streamline intricate operational ecosystems, help transform businesses, and drive growth every single day.

alithya.com/cassi | sales@alithya.com | 416 932-4700 | 514 285-5552